

Welcome to the SDA 1 RAC Meeting!



Purpose

SPARK needs you, your time, and your voice.

The purpose of the Regional Advisory Council is to strategically aid and advise SPARK Learning Lab about our services, so we can better support those who support Hoosier children and families.

We know your time is precious and thank you for joining us tonight.



These Hoosiers are worth it...



RAC Membership Updates

As SPARK begins a new program year, we are happy to welcome several new members to the Regional Advisory Council! A current member list for each SDA can be found on the SPARK website:

<http://indianaspark.com/regional-advisory-councils/>

Members participated in two orientation sessions over the last two months.

The Council has selected a new Chair and Vice Chair for the coming year!

Meeting Overview

- RAC Membership Updates and Introductions
- Review Old Business
- SPARK Project Spotlights
 - My SPARK Learning Lab
- Think Tank
- Additional Public Comment
- Agreements and Action Items

**Public comment will be heard after each agenda item*

RAC Member Introductions

- Name
- Organization name and role
- If you are a new or returning member
- Why you wanted to join the RAC



Review Old Business

- At the beginning of each meeting, the Council reviews action items and recommendations from the previous meeting and discusses progress made
- View meeting minutes for each SDA on the SPARK website
<http://indianaspark.com/regional-advisory-councils/>

Old Business – Mandatory Training Recommendations

Explore changing the annual CPR requirement, as the certification is valid for 2 years

SPARK will share this recommendation with licensing partners.

Offer Universal Precautions as an on demand training

An on demand Universal Precautions training is currently in development!

Explore the possibility of allowing directors to participate in a “train the trainer” model for Universal Precautions

SPARK will share this recommendation with the Office of Early Childhood and Out-of-School Learning.

Old Business – Regulatory Barrier Recommendations

Consider how SPARK can serve as a bridge between providers and other system partners

RACs and providers can continue to use SPARK as a conduit to connect to other system partners.

Further exploration will be needed to establish any type of ongoing, formal platform for providers to voice concerns.

Explore the possibility of police agencies or local businesses providing fingerprinting

SPARK is discussing this possibility with partners.

Provide learning forums or discussion boards for providers to discuss what they are doing to address regulatory barriers

SPARK is exploring how to best provide opportunities for providers to connect with peers about this topic.

Old Business – COVID-19 Related Recommendations

Provide opportunities for programs to discuss resources they have found to secure necessary materials (PPE, cleaning supplies)

SPARK is exploring how best to establish platforms for providers to share these resources.

Old Business – PTQ Rating Procedure Recommendations

Tailor reminder emails to include resources needed for individual programs

SPARK is exploring how to best tailor the messaging included in these emails.

Old Business – Help Desk Recommendations

Create a FAQ document that includes the top ten questions the Help Desk receives

SPARK is developing this resource and will post it to the website.

Share data with RACs about the number of calls that require additional follow-up support

SPARK will share this data with the RAC at a future meeting.

Old Business

Questions?





SPARK Spotlights



Overview & Demo



Provides Hoosier early education and care programs the ability to:

- Complete the Indiana Self-Assessment Tool (I-SAT), a program-level assessment to help program leaders identify areas of growth and receive the support they need
- Access to our Knowledge Center which includes tools, templates, job aids and resources, and so much more
- Engage with the SPARK Learning Lab Support Team by chat, phone, or email



Indiana Self Assessment Tool (I-SAT)

- A tool that programs use to assess their own needs for TA support
- Results used by SPARK to help make decisions on providing supports
- Launched phase 1 in April 2020

**Nov 2019 -
Feb 2020**

I-SAT Focus
Groups by Care
Type

April 2020

I-SAT Available via
Google Form;
Complete via Live
I-SAT Session with
SPARK

July 2020

I-SAT Available via
Google Form on
Indiana Learning
Paths →
Resources

Nov 2020

I-SAT Available via
new online portal
“My SPARK
Learning Lab”

What is the I-SAT?

- A program-level assessment for early childhood education and care programs in the state of Indiana.
- The I-SAT comprises seven (7) standards with a total of 50 quality items utilizing a rubric-based developmental continuum that offers a roadmap for advancing program quality from “Beginning” to “Excelling”.
- The I-SAT quality continuum includes specific behaviors, benchmarks, and ultimately a scope and sequence a program can utilize to create a plan to improve quality.

What is the I-SAT?

- There are four (4) versions of the I-SAT, one for each program type with questions tailored for each:
 - Center-Based
 - Family Child Care Homes
 - Ministries
 - School-Based
- Printable I-SATs by Program Type available in Knowledge Center



Family Child Care I-SAT Program Assessment

Implementation Questions Aligned to PTQ and NAFCC Accreditation (0-5 Scale Scoring)

Each quality item includes a continuum of five (5) evidence that stack upon each other. Unless otherwise denoted with an Asterisk (*), you must complete 1 before responding 2 and complete 2 before responding 3, and so on.

Standard 1: Child and Youth Growth and Development

Item/Indicator	Not Yet Started	Beginning	Developing	Emerging	Mastering	Excelling
Early Learning FOUNDATIONS	Not Yet Started	Lead Educator/ Caregiver receives approved training for Early Learning FOUNDATIONS	Any Assistant(s) receive approved training for Early Learning FOUNDATIONS	Lead Educator/ Caregiver and any Assistant(s) use the Early Learning FOUNDATIONS to design curriculum and learning environments foundations.	Lead Educator/ Caregiver and any Assistant(s) use the Early Learning FOUNDATIONS to implement responsive curriculum and learning environments.	Lead Educator/ Caregiver educates families on the Early Learning FOUNDATIONS, when applicable, and uses when discussing the individual child's development.
Program Response	<input type="checkbox"/>	<input type="checkbox"/>	<input type="checkbox"/>	<input type="checkbox"/>	<input type="checkbox"/>	<input type="checkbox"/>

Comments:



How does the I-SAT work with other recognition programs, like Paths to QUALITY?

- The I-SAT is designed to support programs along their quality improvement journey, including participation in Paths to QUALITY.
- The I-SAT is NOT intended to replace the Paths to QUALITY standards.

I-SAT Standards

- The I-SAT standards are directly aligned to **Indiana's Core Knowledge and Competencies** (CKC's) for Early Childhood, School-Age, and Youth Professionals.
- The seven CKCs make up the **seven program quality standards in the I-SAT.**

1. Child and Youth Growth and Development
2. Health, Safety and Nutrition
3. Observation and Assessment
4. Learning Environment and Curriculum
5. Family and Community Engagement
6. Leadership and Professionalism
7. Organizational Development and Administration

I-SAT Quality Items & Continuum

- Each quality standard includes at least one to several quality items.
- Each quality item includes a continuum of five (5) benchmarks that stack upon each other, unless otherwise noted.
- Each quality item has a continuum of benchmarks grouped into five (5) categories: Beginning, Developing, Emerging, Mastering, or Excelling.

Standard 1: Child and Youth Growth and Development

Quality Item	Beginning	Developing	Emerging	Mastering	Excelling
Early Learning FOUNDATIONS	Lead Educator/ Caregiver receives approved training for Early Learning FOUNDATIONS	Any Assistant(s) receive approved training for Early Learning FOUNDATIONS	Lead Educator/ Caregiver and any Assistant(s) use the Early Learning FOUNDATIONS to design curriculum and learning environments foundations.	Lead Educator/ Caregiver and any Assistant(s) use the Early Learning FOUNDATIONS to implement responsive curriculum and learning environments.	Lead Educator/ Caregiver educates families on the Early Learning FOUNDATIONS, when applicable, and uses when discussing the individual child's development.

MY SPARK LEARNING LAB OVERVIEW

Available to all
I-LEAD users in
November

Childcare I-LEAD Home / Dashboard

Connect to Indiana Learning Paths

High-quality early learning experiences begin with your professional development. Indiana Learning Paths connects you with webinars, interactive learning sessions and other learning opportunities that align with licensing and Paths to QUALITY. Indiana Learning Paths is brought to you by Early Care and Education Partners.

[Start Your Indiana Learning Path](#)

Connect to My SPARK Learning Lab

Get connected with SPARK Learning Lab! My SPARK Learning Lab provides early education and care programs the ability to complete the Indiana Self-Assessment Tool (I-SAT), a program-level assessment to help program leaders identify areas of growth, and access to SPARK's knowledge center which includes tools, job aids and resources. Need help? Engage with the SPARK Support Team here.

[My SPARK Learning Lab](#)

Providers

[+ Open A New Program](#)

If you wish to renew or update your current application, please click View Details.

NAME

LICENSE NUMBER

PROVIDER STATUS

APPLICATION STATUS

☐ INCLUDE CLOSED PROVIDERS[Search](#)[Reset](#)

New

Do you consent to the use of your information? If so, you must verify yourself as an Educator.




[I am an Educator](#)

My Profile Information

[Home](#)[Knowledge Center](#)[Support](#)[My Profile](#)

What can we help you find?

Knowledge Center Featured Topics



Trending Articles

[Indiana Self-Assessment Tool \(I-SAT\) for Centers](#)[Creating a position statement](#)[Strategies and Techniques for Billing](#)[Rocking and Rolling—Sharing the Wonder: Science With Infants and Toddlers](#)[Reading Books to Babies](#)[Take the I-SAT](#)

Subscribe to SPARK Connect!

[Subscribe](#)

Follow Us on Social

[Facebook](#)[Twitter](#)[Instagram](#)[YouTube](#)[Contact Us](#)

Home Page

- Get started with the I-SAT
- Browse Knowledge Center Featured Topic
- Search the Knowledge Center
- Connect with SPARK on Social Media
- Sign up for the SPARK Connect
- View Trending Articles
- Engage with the SPARK Support Team
- Access links to other SPARK supports
- Mobile-friendly



TAKE THE I-SAT



I-SAT

- Begin the I-SAT from the Home page or My Profile page
- My Profile page is encountered to collect details about program & selection of program type
- An introduction to the I-SAT is available to provide key details before getting started
- Links to Knowledge Center:
 - Full I-SAT Guide
 - Printable I-SATs by Care Type

Take the I-SAT

▼ Introduction

What is the I-SAT?

The Indiana Self-Assessment Tool (I-SAT) is a program-level assessment for early childhood education and care programs in the state of Indiana.

The I-SAT comprises seven (7) standards with a total of 50 quality items utilizing a rubric-based developmental continuum that offers a roadmap for advancing program quality from “Not Yet Started” to “Excelling”. The I-SAT quality continuum includes specific behaviors, benchmarks, and ultimately a scope and sequence a program can utilize to create a plan to improve quality.

There are four (4) versions of the I-SAT, one for each program type (Center-Based, Family Child Care Homes, Ministries,

Begin Assessment

I-SAT Guide

- Provides program leaders with a step-by-step process in preparation for, completion of, and submission of their program's I-SAT
- Includes a Glossary of Terms and frequently asked questions (FAQs) regarding the I-SAT process
- Available in the Knowledge Center



**Indiana Self-Assessment Tool (I-SAT)
Guide**

QUESTIONS?

CONTACT THE HELP DESK AT 1-800-299-1627

I-SAT

- You choose which sections and quality items to complete
- In this current phase, the I-SAT is intended to be completed in one sitting
- Selecting 'Submit Self-Assessment' sends responses to SPARK

Organizational Development

Quality items regarding Organizational Development and Administration

Related Quality Items

- > Staff Qualifications
- > In-Service Training
- > Program Evaluation & Strategic Planning
- > Financial Health
- > Recruiting, Hiring & Retaining Staff
- > Working Conditions

Would you like to complete the "Organizational Development and Administration" section?

Yes No
Submit Self-Assessment

Financial Health

Emerging 

Home program has quarterly or monthly accounting report that includes a reconciliation of expenses to budget.

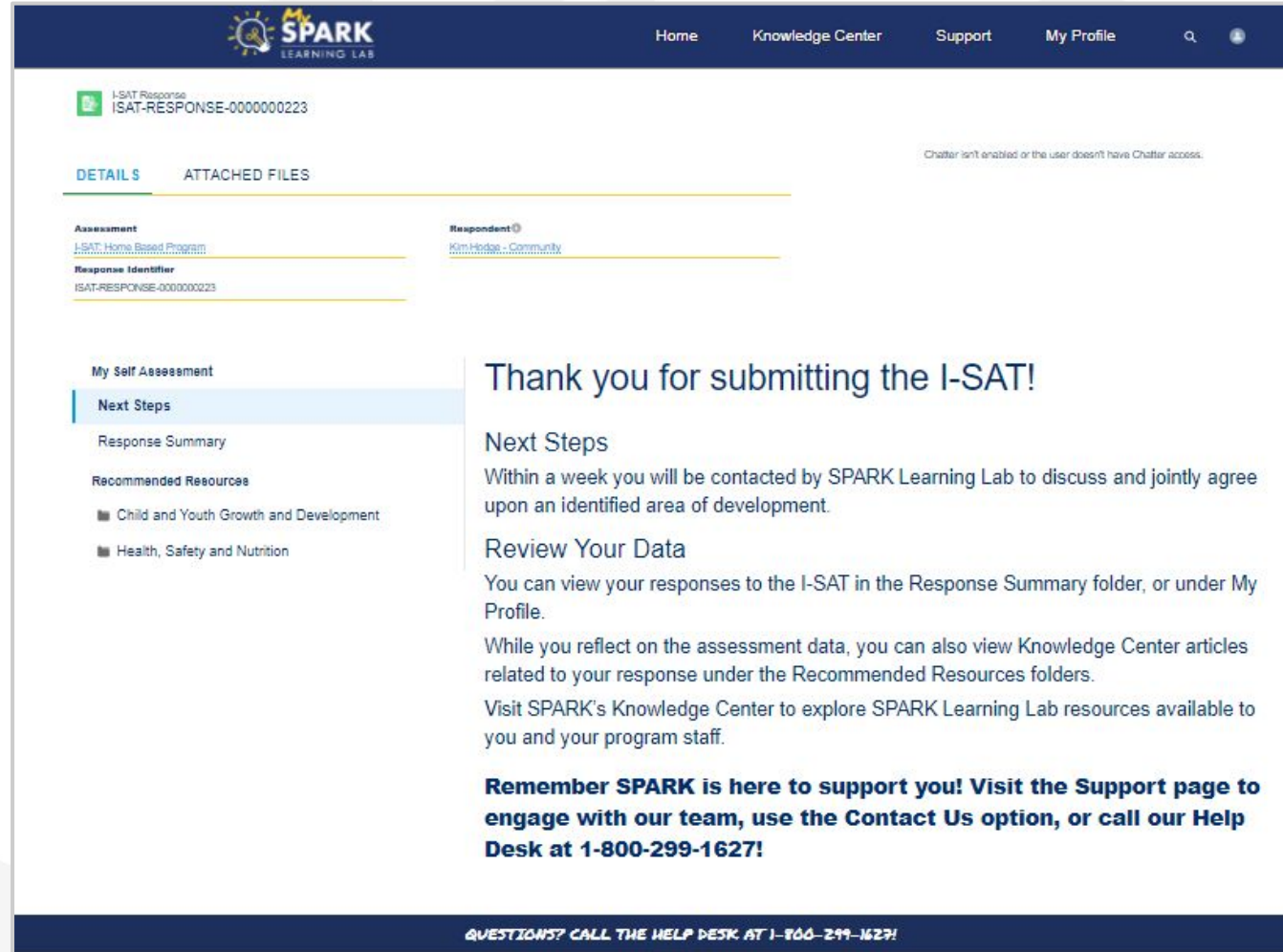
Is this a consistent and constant practice in your program?

Yes No Skip Quality Item
Show Progress
Submit Self-Assessment

Questions? Call the Help Desk at
1-800-299-1627

Next Steps

- I-SAT data is available under **Response Summary**
- Knowledge Center **Recommended Resources** connected to I-SAT responses
- SPARK will make contact within 5 business days to discuss the program's goals and customize a support plan



The screenshot shows the SPARK Learning Lab interface for an I-SAT response. The top navigation bar includes links for Home, Knowledge Center, Support, and My Profile. The main content area displays the response identifier ISAT-RESPONSE-0000000223. A sidebar on the left contains a 'Next Steps' section with links to 'Response Summary' and 'Recommended Resources' (Child and Youth Growth and Development, Health, Safety and Nutrition). The main content area features a 'Thank you for submitting the I-SAT!' message, followed by 'Next Steps' (contact within a week) and 'Review Your Data' (view responses in the Response Summary folder or under My Profile). A footer banner at the bottom reads: 'QUESTIONS? CALL THE HELP DESK AT 1-800-299-1627!'.

SPARK
LEARNING LAB

Home Knowledge Center Support My Profile

I-SAT Response
ISAT-RESPONSE-0000000223

DETAILS ATTACHED FILES

Assessment
I-SAT Home Based Program
Response Identifier
ISAT-RESPONSE-0000000223

Respondent
Kim Hodge - Community

My Self Assessment
Next Steps
Response Summary
Recommended Resources
Child and Youth Growth and Development
Health, Safety and Nutrition

Thank you for submitting the I-SAT!

Next Steps
Within a week you will be contacted by SPARK Learning Lab to discuss and jointly agree upon an identified area of development.

Review Your Data
You can view your responses to the I-SAT in the Response Summary folder, or under My Profile.
While you reflect on the assessment data, you can also view Knowledge Center articles related to your response under the Recommended Resources folders.
Visit SPARK's Knowledge Center to explore SPARK Learning Lab resources available to you and your program staff.

Remember SPARK is here to support you! Visit the Support page to engage with our team, use the Contact Us option, or call our Help Desk at 1-800-299-1627!

QUESTIONS? CALL THE HELP DESK AT 1-800-299-1627!

I-SAT - Response Summary

Review a summary of your I-SAT submission under **Response Summary**

HomeKnowledge CenterSupportMy Profile🔍👤

My Self Assessment

Next Steps

[Response Summary](#)

Recommended Resources

- Leadership and Professionalism
- Organizational Development and Administration

Responses

Standard	Quality Item	Level
Leadership and Professionalism	Professional Affiliations	Developing
Leadership and Professionalism	Mentoring	Emerging
Leadership and Professionalism	Code of Ethics for Professional Practices	Emerging
Organizational Development and Administration	Program Evaluation and Strategic Planning	Beginning
Organizational Development and Administration	Staff Qualifications	Developing

QUESTIONS? CALL THE HELP DESK AT 1-800-299-1627

I-SAT - Recommended Resources

View Knowledge Center articles that align to the I-SAT responses under **Recommended Resources**



The screenshot shows the SPARK Learning Lab website interface. The top navigation bar includes links for Home, Knowledge Center, Support, and My Profile, along with a search icon and a user profile icon. On the left sidebar, under 'My Self Assessment', the 'Recommended Resources' link is highlighted with a red box. The main content area displays the title 'Organizational Development and Administration Resources' above a table of recommended articles.

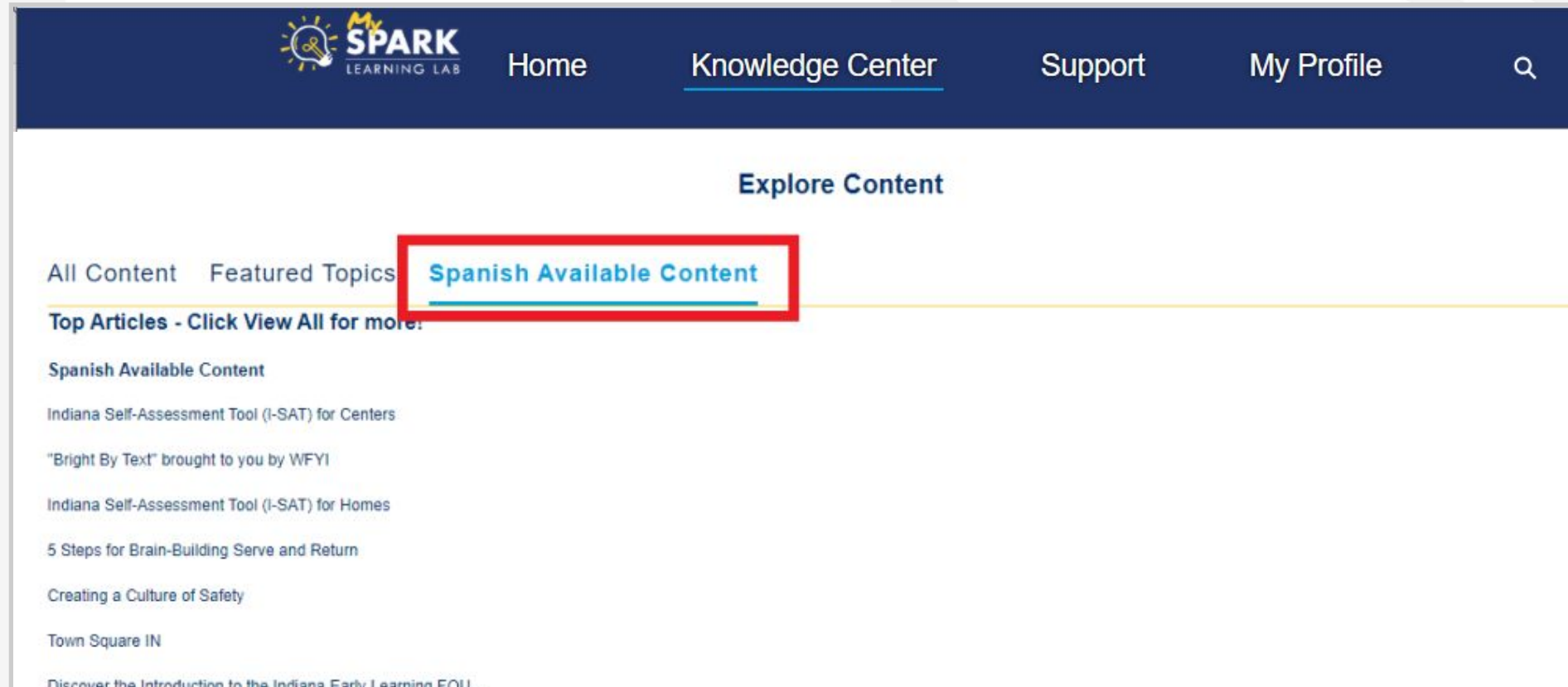
Article	Quality Item	Link
Expanding the Lends - Leadership as an Organizational Asset	Professional Affiliations	Click here
NAEYC Membership	Professional Affiliations	Click here
Advocate for Meaningful Change	Professional Affiliations	Click here
Maintaining Professional Boundaries Training Series: Part I	Code of Ethics for Professional Practices	Click here
Part II: Understanding and Maintaining Professional Boundaries	Code of Ethics for Professional Practices	Click here
Paths to QUALITY™ Peer Mentoring Program	Mentoring	Click here

KNOWLEDGE CENTER



Knowledge Center

- Resources and training SPARK has developed or identified to support leaders and their program staff in their quality improvement journey
- Mapped to the I-SAT providing connection with key areas of focus
- **All Content** tab includes articles by CKC & I-SAT Quality Items
- **Featured Topics**
- **Spanish Available Content**



What's included in the Knowledge Center?

- **Resources**

- PTQ Success Tools
- I-SAT Guide
- Printable I-SATs by Program Type
- Recorded webinars
- SPARK approved local, state and national websites

- **Support Articles**

- Frequently Asked Questions (FAQs)
- Helpful tips to navigate My SPARK Learning Lab

- **Training**


- SPARK On-demand, Face to face, and Live Webinar
- Partner offerings
- *Available through Indiana Learning Paths*

- **Learning Forums**

- Live Webinar, Face to face and Discussion Boards
- *Available through Indiana Learning Paths*

Knowledge Articles

- Item & Content Type
- Item location
- CKC & Quality Indicator
- Source Organization
- Files
- Related Articles
- Add to My Favorites

 Knowledge Paths to QUALITY™ Confirmation Checklist


[Add to My Favorites](#)

Article Number	Publication Status	Last Modified Date
000002415	Published	10/5/2020, 7:43 PM

7. ORGANIZATIONAL ...

Paths to QUALITY™ Confirmation Checklist



Explore the Paths to QUALITY™ Confirmation Checklist that is required before a SPARK Learning Lab to complete the rating process on behalf of a program

 Sep 28, 2020 · Knowledge


Title	Core Knowledge Area
Paths to QUALITY™ Confirmation Checklist	7. Organizational Development and Administration
Item Type	I-SAT Quality Item(s)
Resource	7. Program Evaluation & Strategic Planning
Content Sub-Type	Sourced From
Document	SPARK
Item Location	Spanish Option
See Files	No
Web Link	URL Name
See Files	Paths-to-QUALITY-Confirmation-Checklist

[7. Organizational Dev...](#)[Program Evaluation & ...](#)[PTQ Success Tools](#)

Was this article helpful?


 0  0


Files (1)


 [PTQ_Confirmation_Checklist](#)
Oct 5, 2020 · 408KB · pdf


[View All](#)


Related Articles

[PTQ Readiness Checklists for Self-Assessment - Centers - Level 4](#)  13

[Requesting your Paths to QUALITY Rating](#)  28

[Non-ECE Course Verification Form](#)  34

[Paths to Quality™ Enrollment Process](#)  11

[Paths to QUALITY™ Peer Mentoring Program](#)  10

Trending Articles


[Creating Inclusive Environments](#)

[Creating Inclusive Environments](#)

[Paths to QUALITY™ Confirmation Checklist](#)


[Indiana Self-Assessment Tool](#)

[Questions? Call the Help Desk at 1-800-299-1627](#)

 [Contact Us](#)

Favorite Articles

Save your favorites articles for easy access from the My Profile page

 **5 Steps for Brain-Building Serve and Return**

Article Number	Publication Status	Last Modified Date
000001679	Published	9/30/2020, 4:56 PM

Information

Title
5 Steps for Brain-Building Serve and Return

Item Type
Resource

Content Sub-Type
Website

Item Location
Web Link
[Click Here](#)

Web Link
[Click Here](#)



Core Knowledge Area
4. Learning Environment and Curriculum

I-SAT Quality Item(s)
4. Positive Relationships with Infants and Toddlers


Sourced From
Harvard University Center on the Developing Child

Spanish Option
Yes

URL Name
5-Steps-for-Brain-Building-Serve-and-Return

 0  0

Add to My Favorites

 Add to My Favorites

4. LEARNING ENVIRO...

Positive Guidance: A Guide for Parents


Learn what positive guidance refers to in an early care and education environment as well as at home. Review a toolbox for parents to support children in being successful, relationship building and self-care, and positive guidance at home,


· Knowledge


Title
Positive Guidance: A Guide for Parents


Item Type
Resource

My Profile My Progra... **Favorite A...**

 Filter

 Sort

 New

 **My Favorite Articles** ▾
8 items, sorted by Favorite

COVID-19 Financial Strategies for Small Busi...
Article Link: [Click Here](#)
Created Date: 9/1/2020, 11:04 PM

Creating a Culture of Safety
Article Link: [Click Here](#)
Created Date: 9/21/2020, 9:04 AM

Hear My Story: A strengths-based approach t...
Article Link: [Click Here](#)
Created Date: 9/2/2020, 6:36 AM

How to Care for Infants and Toddlers in Groups
Article Link: [Click Here](#)
Created Date: 9/1/2020, 11:01 PM

Map to Self-Care
Article Link: [Click Here](#)
Created Date: 9/10/2020, 11:09 PM

MY PROFILE



My Profile

- **My Profile** includes key details about the user and program
- **My Program Assessments**
- **Favorite Articles**

The screenshot displays the 'My Profile' page of the SPARK Learning Lab. The navigation bar at the top includes 'Home', 'Knowledge Center', 'Support', and 'My Profile' (which is active). Below the navigation bar, the 'Favorite Articles' tab is highlighted with a red box. The main content area shows a list of 11 favorite articles. The table has columns for 'Favorite' (with a checkbox), 'Article L...' (Article Title), 'Click Here' (a link), and 'Created Date'. The first article is 'COVID-19 Financial Strategies for Small Businesses'.

	<input type="checkbox"/> Favorite ↑	Article L...	Created Date
1	<input type="checkbox"/>	COVID-19 Financial Strategies for Small Businesses	9/1/2020, 11:04 PM
2	<input type="checkbox"/>	Creating a Culture of Safety	9/21/2020, 9:04 AM
3	<input type="checkbox"/>	Creating Inclusive Environments	10/5/2020, 9:47 AM
4	<input type="checkbox"/>	Hear My Story: A strengths-based approach to addressing poverty in the classroom	9/2/2020, 6:36 AM
5	<input type="checkbox"/>	How to Care for Infants and Toddlers in Groups	9/1/2020, 11:01 PM
6	<input type="checkbox"/>	How-to: 5 Steps for Brain-Building Serve and Return	10/3/2020, 9:32 AM
7	<input type="checkbox"/>	Map to Self-Care	9/10/2020, 11:09 PM
8	<input type="checkbox"/>	Paths to QUALITY™ Confirmation Checklist	10/6/2020, 7:29 AM
9	<input type="checkbox"/>	Positive Guidance: A Guide for Parents	10/2/2020, 5:31 PM
10	<input type="checkbox"/>	PTQ Readiness Checklists for Self-Assessment - Centers - Level 4	10/3/2020, 9:34 AM
11	<input type="checkbox"/>	Toddlers and Biting: Finding the Right Response	10/2/2020, 5:32 PM


SUPPORT



Support

- Submit a support request or view the status of a pending request
- Upload files & request your Paths to QUALITY rating
- Chat is available during Help Desk hours:
 - Monday - Friday AM - 7 PM EST
 - Saturday 10 AM - 2 PM EST

6

HomeKnowledge CenterSupportMy Profile🔍👤

Contact SPARK Learning Lab

Tell us how we can help. Our Support Team will follow up with y...

Support Topic

--None--

Description ⓘ

[📎 Upload File](#)

Submit

Need Answers Fast?

Articles suggested as you type your new Case Description

Paths to QUALITY™ Confirmation Checklist
Sep 26, 2020

What is the Indiana Self Assessment Tool (I-SAT)?
Sep 20, 2020

Town Square IN
Sep 30, 2020

Indiana Self-Assessment Tool (I-SAT) for Centers
Sep 30, 2020

Exploring the Benefits of Sensory Play
Sep 30, 2020

Learning at Home and Homelike Environments
Sep 30, 2020

QUESTIONS? CALL THE HELP DESK AT 1-800-299-1627!

Chat

DEMO + QUESTIONS



Think Tank



Public Comment

- We want to hear from you!
- What questions/comments do you have for SPARK and the Council?




Agreements

Based on what has been presented, RAC discussion, and public comment, what suggestions and perspectives need to be captured for SPARK Learning Lab or partners to consider?

Items from Old Business
My SPARK Learning Lab
Think Tank
Other Items

Meeting Schedule

- February 17th, 6:00-8:00pm EST
- April 21st, 6:00-8:00pm EST
- September 1st, 6:00-8:00pm EST



Agenda Items for Next Meeting



What topics and/or SPARK supports would the Council like to discuss in February?

Stay Connected with SPARK

- Sign up for SPARK newsletter: <http://indianaspark.com/>
- Follow SPARK on social media!
 - [Facebook](#)
 - [Twitter](#)
 - [Instagram](#)
- Email RAC@indianaspark.com with questions



Let's Spark a Conversation!