

Coming November 2020!



**My**  
**SPARK**  
LEARNING LAB

Partner Engagement Webinar

# Welcome & Agenda

- Introductions
- Why and Impact
- SPARK Learning Lab
- Indiana Self Assessment Tool (I-SAT)
- My SPARK Learning Lab Overview
- Communication Toolkit
- Next Steps



**Charlie Geier**

**VP, SHINE  
ADVANCE**



**Kim Rule**

**PROJECT  
COORDINATOR**



**Kim Hodge**

**DEPUTY  
DIRECTOR  
OPERATIONS &  
STRATEGIC  
INTEGRATION**



# Why and Impact

- Demonstrate and deliver breakthrough child outcome gains at significant scale
- Establish evidence-based and scalable training and technical assistance systems
- Deliver proven strategies that improve quality and drive continuous improvement

# SPARK Learning Lab Mission

**Our mission** is to bring a relentless focus on positive child and family outcomes to close the achievement gap and build a better future for children, families, and communities.





**SELF PERFORMANCE ASSESSMENT RESOURCES KNOWLEDGE**

# **SPARK Learning Lab**

*Indiana's technical assistance provider for early education and care programs*

## **CONTENT**



**TRAINING**



**RESOURCES**



**LEARNING  
FORUMS**



**I-SAT**



**TIER 2 & 3  
SERVICES**



**HELP DESK**

## **COACHING**



Provides Hoosier early education and care programs the ability to:

- Complete the Indiana Self-Assessment Tool (I-SAT), a program-level assessment to help program leaders identify areas of growth and receive the support they need
- Access to our Knowledge Center which includes tools, templates, job aids and resources, and so much more
- Engage with the SPARK Learning Lab Support Team by chat, phone, or email



# INDIANA SELF-ASSESSMENT TOOL (I-SAT)

# Indiana Self Assessment Tool (I-SAT)

- A tool that programs use to assess their own needs for TA support
- Results used by SPARK to help make decisions on providing supports
- Launched phase 1 in April 2020

**Nov 2019 -  
Feb 2020**

I-SAT Focus  
Groups by Care  
Type

**April 2020**

I-SAT Available via  
Google Form;  
Complete via Live  
I-SAT Session with  
SPARK

**July 2020**

I-SAT Available via  
Google Form on  
Indiana Learning  
Paths →  
Resources

**Nov 2020**

I-SAT Available via  
new online portal  
“My SPARK  
Learning Lab”



# I-SAT Guide

- Provides program leaders with a step-by-step process in preparation for, completion of, and submission of their program's I-SAT
- Includes a Glossary of Terms and frequently asked questions (FAQs) regarding the I-SAT process
- Available in the Knowledge Center



**Indiana Self-Assessment Tool (I-SAT)  
Guide**

**QUESTIONS?  
CONTACT THE HELP DESK AT 1-800-299-1627**

# What is the I-SAT?

- A program-level assessment for early childhood education and care programs in the state of Indiana.
- The I-SAT comprises seven (7) standards with a total of 50 quality items utilizing a rubric-based developmental continuum that offers a roadmap for advancing program quality from “Beginning” to “Excelling”.
- The I-SAT quality continuum includes specific behaviors, benchmarks, and ultimately a scope and sequence a program can utilize to create a plan to improve quality.

# What is the I-SAT?

- There are four (4) versions of the I-SAT, one for each program type with questions tailored for each:
  - Center-Based
  - Family Child Care Homes
  - Ministries
  - School-Based
- Printable I-SATs by Program Type available in Knowledge Center



## Family Child Care I-SAT Program Assessment

Implementation Questions Aligned to PTQ and NAFCC Accreditation (0-5 Scale Scoring)

Each quality item includes a continuum of five (5) evidence that stack upon each other. Unless otherwise denoted with an Asterisk (\*), you must complete 1 before responding 2 and complete 2 before responding 3, and so on.

### Standard 1: Child and Youth Growth and Development

Item/Indicator	Not Yet Started	Beginning	Developing	Emerging	Mastering	Excelling
<b>Early Learning FOUNDATIONS</b>	Not Yet Started	Lead Educator/ Caregiver receives approved training for Early Learning FOUNDATIONS	Any Assistant(s) receive approved training for Early Learning FOUNDATIONS	Lead Educator/ Caregiver and any Assistant(s) use the Early Learning FOUNDATIONS to <b>design</b> curriculum and learning environments foundations.	Lead Educator/ Caregiver and any Assistant(s) use the Early Learning FOUNDATIONS to <b>implement</b> responsive curriculum and learning environments.	Lead Educator/ Caregiver educates families on the Early Learning FOUNDATIONS, when applicable, and uses when discussing the individual child's development.
Program Response	<input type="checkbox"/>	<input type="checkbox"/>	<input type="checkbox"/>	<input type="checkbox"/>	<input type="checkbox"/>	<input type="checkbox"/>

Comments:



# Who should complete the I-SAT?

- The I-SAT is designed to be completed by the leader or leaders of a program.
- SPARK follows up with the program leader to discuss results and create a customized support plan.

# How long does the I-SAT take?

- The I-SAT is customizable, allowing program leaders to assess using all seven (7) standards and 50 quality items or only those that are of greatest interest.
- Depending on how many quality items you want to use to assess your program, most programs complete the I-SAT in 30 minutes to an hour.



# How does the I-SAT work with other recognition programs, like Paths to QUALITY?

- The I-SAT is designed to support programs along their quality improvement journey, including participation in Paths to QUALITY.
- The I-SAT is NOT intended to replace the Paths to QUALITY standards.

# What happens after completion of the I-SAT?

- After completing the I-SAT, program leaders have the opportunity to reflect on the assessment data, identify relevant areas of development and access SPARK Learning Lab's Knowledge Center to assist the program in achieving quality improvement goals.
- Within a week of submitting the I-SAT, programs are contacted by SPARK Learning Lab to discuss and jointly agree upon an identified area of development.

# How often can the I-SAT be completed?

- The I-SAT can be used to assess an early childhood education and care program as often and as many times as the program leader(s) deem necessary.
- You choose which sections and quality items to complete.

# I-SAT Standards

- The I-SAT standards are directly aligned to **Indiana's Core Knowledge and Competencies** (CKC's) for Early Childhood, School-Age, and Youth Professionals.
- The seven CKCs make up the **seven program quality standards in the I-SAT.**

1. Child and Youth Growth and Development
2. Health, Safety and Nutrition
3. Observation and Assessment
4. Learning Environment and Curriculum
5. Family and Community Engagement
6. Leadership and Professionalism
7. Organizational Development and Administration

# I-SAT Quality Items & Continuum

- Each quality standard includes at least one to several quality items.
- Each quality item includes a continuum of five (5) benchmarks that stack upon each other, unless otherwise noted.
- Each quality item has a continuum of benchmarks grouped into five (5) categories: Beginning, Developing, Emerging, Mastering, or Excelling.

## Standard 1: Child and Youth Growth and Development

Quality Item	Beginning	Developing	Emerging	Mastering	Excelling
<b>Early Learning FOUNDATIONS</b>	Lead Educator/ Caregiver receives approved training for Early Learning FOUNDATIONS	Any Assistant(s) receive approved training for Early Learning FOUNDATIONS	Lead Educator/ Caregiver and any Assistant(s) use the Early Learning FOUNDATIONS to <b>design</b> curriculum and learning environments foundations.	Lead Educator/ Caregiver and any Assistant(s) use the Early Learning FOUNDATIONS to <b>implement</b> responsive curriculum and learning environments.	Lead Educator/ Caregiver educates families on the Early Learning FOUNDATIONS, when applicable, and uses when discussing the individual child's development.



# CONNECTION FROM SPARK (AFTER I-SAT COMPLETION)



# Next Steps After I-SAT Submission



**I-SAT Submission**

*Contact from  
SPARK Support  
Team within 1 week*



**Tier 3  
Services**

**Tier 2 Services**

**Tier 1 – Universal Supports**

Available via Help Desk, Indiana Learning Paths,  
My SPARK Learning Lab, and Town Square IN.



# Connection from SPARK

- Attempt to contact by phone and email
- Discuss I-SAT responses and jointly agree upon an identified area of development
- When determined, the program leaders receive a curated set of Tier 1, Tier 2, or Tier 3 services to assist in their quality improvement journey
- One tier of service is assigned to a program that may inevitably incorporate multiple goals
- The determination of Tier of Services is part of the curated list provided by the SPARK Support Team to the program

# QUESTIONS?



# MY SPARK LEARNING LAB OVERVIEW



## Connect to Indiana Learning Paths

High-quality early learning experiences begin with your professional development. Indiana Learning Paths connects you with webinars, interactive learning sessions and other learning opportunities that align with licensing and Paths to QUALITY. Indiana Learning Paths is brought to you by Early Care and Education Partners.

[Start Your Indiana Learning Path](#)

## Connect to My SPARK Learning Lab

Get connected with SPARK Learning Lab! My SPARK Learning Lab provides early education and care programs the ability to complete the Indiana Self-Assessment Tool (I-SAT), a program-level assessment to help program leaders identify areas of growth, and access to SPARK's knowledge center which includes tools, job aids and resources. Need help? Engage with the SPARK Support Team here.

[My SPARK Learning Lab](#)

## Providers

[+ Open A New Program](#)

If you wish to renew or update your current application, please click View Details.

NAME

LICENSE NUMBER

PROVIDER STATUS

APPLICATION STATUS

☐ INCLUDE CLOSED PROVIDERS[Search](#)[Reset](#)

Available to all  
I-LEAD users on  
November 2

New

Do you consent to the use of your information? If so, you must verify yourself as an Educator.



[I am an Educator](#)

## My Profile Information

[Home](#)[Knowledge Center](#)[Support](#)[My Profile](#)

What can we help you find?

## Knowledge Center Featured Topics



## Trending Articles

[Indiana Self-Assessment Tool \(I-SAT\) for Centers](#)[Creating a position statement](#)[Strategies and Techniques for Billing](#)[Rocking and Rolling—Sharing the Wonder: Science With Infants and Toddlers](#)[Reading Books to Babies](#)[Take the I-SAT](#)

Subscribe to SPARK Connect!

[Subscribe](#)

## Follow Us on Social

[Facebook](#)[Twitter](#)[Instagram](#)[YouTube](#)[Contact Us](#)

# Home Page

- Get started with the I-SAT
- Browse Knowledge Center Featured Topic
- Search the Knowledge Center
- Connect with SPARK on Social Media
- Sign up for the SPARK Connect
- View Trending Articles
- Engage with the SPARK Support Team
- Access links to other SPARK supports
- Mobile-friendly



# ***TAKE THE I-SAT***



# I-SAT

- Begin the I-SAT from the Home page or My Profile page
- My Profile page is encountered to collect details about program & selection of program type
- An introduction to the I-SAT is available to provide key details before getting started
- Links to Knowledge Center:
  - Full I-SAT Guide
  - Printable I-SATs by Care Type

## Take the I-SAT

### ▼ Introduction

#### **What is the I-SAT?**

The Indiana Self-Assessment Tool (I-SAT) is a program-level assessment for early childhood education and care programs in the state of Indiana.

The I-SAT comprises seven (7) standards with a total of 50 quality items utilizing a rubric-based developmental continuum that offers a roadmap for advancing program quality from “Not Yet Started” to “Excelling”. The I-SAT quality continuum includes specific behaviors, benchmarks, and ultimately a scope and sequence a program can utilize to create a plan to improve quality.

There are four (4) versions of the I-SAT, one for each program type (Center-Based, Family Child Care Homes, Ministries,

Begin Assessment



# I-SAT

- You choose which sections and quality items to complete
- In this current phase, the I-SAT is intended to be completed in one sitting
- Selecting 'Submit Self-Assessment' sends responses to SPARK

## Organizational Development

Quality items regarding Organizational Development and Administration

### Related Quality Items

- > Staff Qualifications
- > In-Service Training
- > Program Evaluation & Strategic Planning
- > Financial Health
- > Recruiting, Hiring & Retaining Staff
- > Working Conditions

Would you like to complete the "Organizational Development and Administration" section?

Yes No  
Submit Self-Assessment

## Financial Health

Emerging 

Home program has quarterly or monthly accounting report that includes a reconciliation of expenses to budget.

Is this a consistent and constant practice in your program?

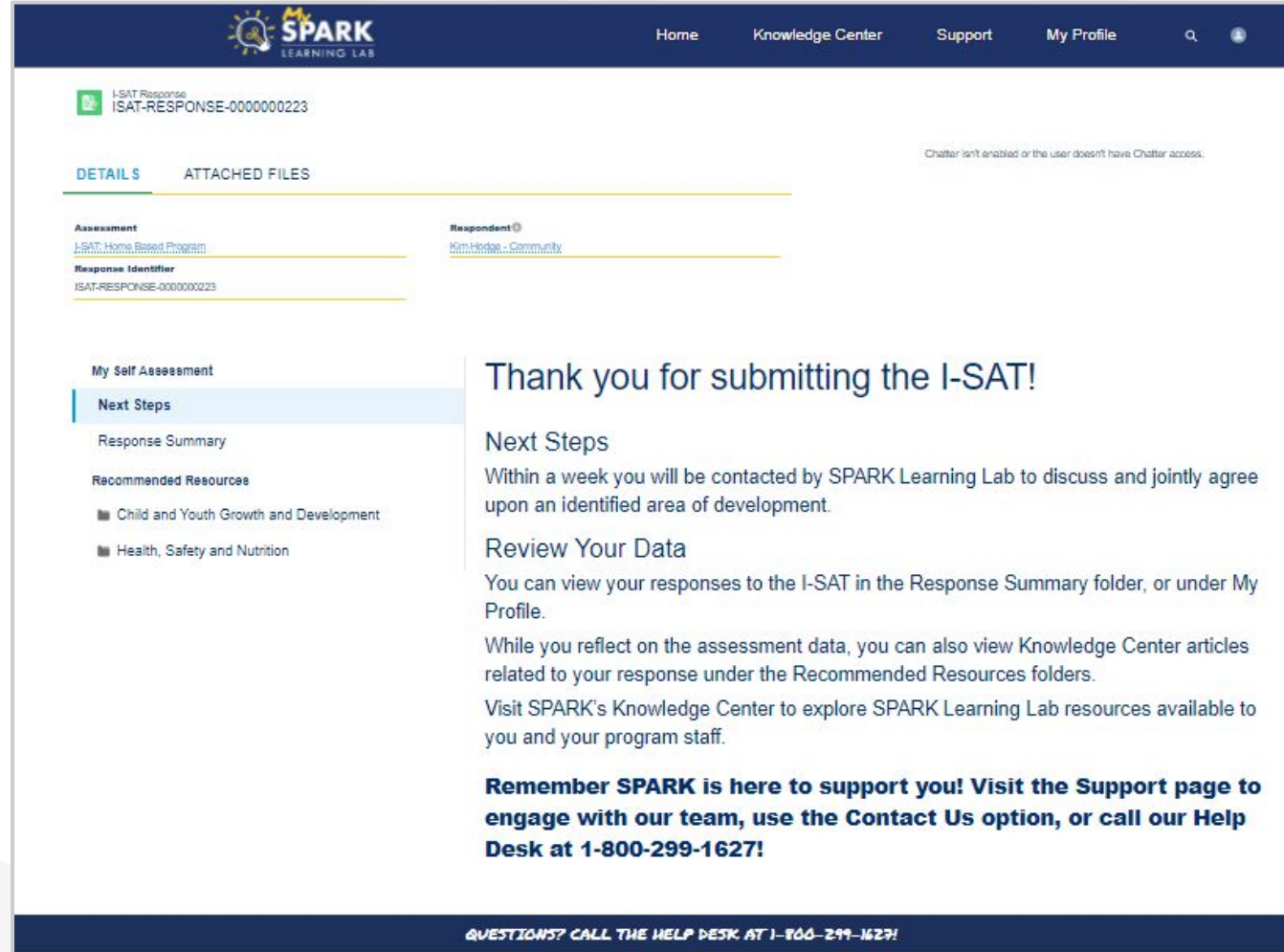
Yes No Skip Quality Item  
Show Progress  
Submit Self-Assessment

Questions? Call the Help Desk at  
1-800-299-1627



# Next Steps

- I-SAT data is available under **Response Summary**
- Knowledge Center **Recommended Resources** connected to I-SAT responses
- SPARK will make contact within 5 business days to discuss the program's goals and customize a support plan



The screenshot shows the SPARK Learning Lab interface for an I-SAT response. The top navigation bar includes links for Home, Knowledge Center, Support, and My Profile. The main content area displays the response identifier ISAT-RESPONSE-0000000223. A sidebar on the left lists navigation options: My Self Assessment, Next Steps (highlighted), Response Summary, and Recommended Resources (with sub-links for Child and Youth Growth and Development, and Health, Safety and Nutrition). The main content area has tabs for DETAILS and ATTACHED FILES. Under DETAILS, it shows the Assessment (I-SAT Home Based Program) and the Respondent (Kim Hodge - Community). A message states: "Thank you for submitting the I-SAT! Next Steps Within a week you will be contacted by SPARK Learning Lab to discuss and jointly agree upon an identified area of development. Review Your Data You can view your responses to the I-SAT in the Response Summary folder, or under My Profile. While you reflect on the assessment data, you can also view Knowledge Center articles related to your response under the Recommended Resources folders. Visit SPARK's Knowledge Center to explore SPARK Learning Lab resources available to you and your program staff. Remember SPARK is here to support you! Visit the Support page to engage with our team, use the Contact Us option, or call our Help Desk at 1-800-299-1627!" A footer bar at the bottom reads: "QUESTIONS? CALL THE HELP DESK AT 1-800-299-1627!"

# I-SAT - Response Summary

Review a summary of your I-SAT submission under **Response Summary**

**SPARK**  
LEARNING LAB

Home Knowledge Center Support My Profile

My Self Assessment

Next Steps

**Response Summary**

Recommended Resources

- Leadership and Professionalism
- Organizational Development and Administration

## Responses

Standard	Quality Item	Level
Leadership and Professionalism	Professional Affiliations	Developing
Leadership and Professionalism	Mentoring	Emerging
Leadership and Professionalism	Code of Ethics for Professional Practices	Emerging
Organizational Development and Administration	Program Evaluation and Strategic Planning	Beginning
Organizational Development and Administration	Staff Qualifications	Developing

QUESTIONS? CALL THE HELP DESK AT 1-800-299-1627

# I-SAT - Recommended Resources

View Knowledge Center articles that align to the I-SAT responses under **Recommended Resources**



The screenshot shows the SPARK Learning Lab website interface. The top navigation bar includes links for Home, Knowledge Center, Support, and My Profile, along with a search icon and a user profile icon. On the left sidebar, under 'My Self Assessment', the 'Recommended Resources' link is highlighted with a red box. The main content area displays the title 'Organizational Development and Administration Resources' above a table of recommended articles.

Article	Quality Item	Link
Expanding the Lends - Leadership as an Organizational Asset	Professional Affiliations	<a href="#">Click here</a>
NAEYC Membership	Professional Affiliations	<a href="#">Click here</a>
Advocate for Meaningful Change	Professional Affiliations	<a href="#">Click here</a>
Maintaining Professional Boundaries Training Series: Part I	Code of Ethics for Professional Practices	<a href="#">Click here</a>
Part II: Understanding and Maintaining Professional Boundaries	Code of Ethics for Professional Practices	<a href="#">Click here</a>
Paths to QUALITY™ Peer Mentoring Program	Mentoring	<a href="#">Click here</a>

# KNOWLEDGE CENTER



# Knowledge Center

- Resources and training SPARK has developed or identified to support leaders and their program staff in their quality improvement journey
- Mapped to the I-SAT providing connection with key areas of focus
- **All Content** tab includes articles by CKC & I-SAT Quality Items
- **Featured Topics**
- **Spanish Available Content**

The screenshot shows the SPARK Learning Lab Knowledge Center website. The top navigation bar is dark blue with the SPARK Learning Lab logo on the left and links for Home, Knowledge Center (underlined), Support, and My Profile on the right. A search icon is also present. Below the navigation bar, the page title "Explore Content" is centered. Under "Explore Content", there are three tabs: "All Content", "Featured Topics", and "Spanish Available Content" (which is highlighted with a red rectangular box). Below the tabs, the section "Top Articles - Click View All for more:" is visible. Under this section, the "Spanish Available Content" category is listed, followed by a list of articles: "Indiana Self-Assessment Tool (I-SAT) for Centers", "Bright By Text" brought to you by WFYI, "Indiana Self-Assessment Tool (I-SAT) for Homes", "5 Steps for Brain-Building Serve and Return", "Creating a Culture of Safety", "Town Square IN", and "Discover the Introduction to the Indiana Early Learning EOU".



# What's included in the Knowledge Center?

- **Resources**

- PTQ Success Tools
- I-SAT Guide
- Printable I-SATs by Program Type
- Recorded webinars
- SPARK approved local, state and national websites

- **Support Articles**

- Frequently Asked Questions (FAQs)
- Helpful tips to navigate My SPARK Learning Lab

- **Training**

- SPARK On-demand, Face to face, and Live Webinar
- Partner offerings
- *Available through Indiana Learning Paths*


- **Learning Forums**

- Live Webinar, Face to face and Discussion Boards
- *Available through Indiana Learning Paths*



# Knowledge Articles

- Item & Content Type
- Item location
- CKC & Quality Indicator
- Source Organization
- Files
- Related Articles
- Add to My Favorites

 Knowledge Paths to QUALITY™ Confirmation Checklist


[Add to My Favorites](#)

Article Number	Publication Status	Last Modified Date
000002415	Published	10/5/2020, 7:43 PM

## 7. ORGANIZATIONAL ...

### Paths to QUALITY™ Confirmation Checklist



Explore the Paths to QUALITY™ Confirmation Checklist that is required before a SPARK Learning Lab to complete the rating process on behalf of a program

 Sep 28, 2020 · Knowledge


Title	Core Knowledge Area
Paths to QUALITY™ Confirmation Checklist	7. Organizational Development and Administration
Item Type	I-SAT Quality Item(s)
Resource	7. Program Evaluation & Strategic Planning
Content Sub-Type	Sourced From
Document	SPARK
Item Location	Spanish Option
See Files	No
Web Link	URL Name
See Files	Paths-to-QUALITY-Confirmation-Checklist

[7. Organizational Dev...](#)[Program Evaluation & ...](#)[PTQ Success Tools](#)

Was this article helpful?


 0  0


Files (1)


 [PTQ Confirmation Checklist](#)  
Oct 5, 2020 · 408KB · pdf


[View All](#)


### Related Articles

[PTQ Readiness Checklists for Self-Assessment - Centers - Level 4](#)  13

[Requesting your Paths to QUALITY Rating](#)  28

[Non-ECE Course Verification Form](#)  34

[Paths to Quality™ Enrollment Process](#)  11

[Paths to QUALITY™ Peer Mentoring Program](#)  10

### Trending Articles


[Creating Inclusive Environments](#)

[Creating Inclusive Environments](#)

[Paths to QUALITY™ Confirmation Checklist](#)


[Indiana Self-Assessment Tool](#)

[Questions? Call the Help Desk at 1-800-299-1627](#)

 [Contact Us](#)

# Favorite Articles

Save your favorites articles for easy access from the My Profile page

 **5 Steps for Brain-Building Serve and Return**

Article Number	Publication Status	Last Modified Date
000001679	Published	9/30/2020, 4:56 PM

Information

**Title**  
5 Steps for Brain-Building Serve and Return

**Item Type**  
Resource

**Content Sub-Type**  
Website

**Item Location**  
Web Link  
[Click Here](#)

**Web Link**  
[Click Here](#)



**Core Knowledge Area**  
4. Learning Environment and Curriculum

**I-SAT Quality Item(s)**  
4. Positive Relationships with Infants and Toddlers


**Sourced From**  
Harvard University Center on the Developing Child

**Spanish Option**  
Yes

**URL Name**  
5-Steps-for-Brain-Building-Serve-and-Return

 0  0

Add to My Favorites

 Add to My Favorites

## 4. LEARNING ENVIRO...

### Positive Guidance: A Guide for Parents


Learn what positive guidance refers to in an early care and education environment as well as at home. Review a toolbox for parents to support children in being successful, relationship building and self-care, and positive guidance at home,


· Knowledge


**Title**  
Positive Guidance: A Guide for Parents


**Item Type**  
Resource

My Profile My Progra... **Favorite A...**

 Filter

 Sort

 New

 **My Favorite Articles** ▾  
8 items, sorted by Favorite

**COVID-19 Financial Strategies for Small Busi...**  
Article Link: [Click Here](#)  
Created Date: 9/1/2020, 11:04 PM

**Creating a Culture of Safety**  
Article Link: [Click Here](#)  
Created Date: 9/21/2020, 9:04 AM


**Hear My Story: A strengths-based approach t...**  
Article Link: [Click Here](#)  
Created Date: 9/2/2020, 6:36 AM

**How to Care for Infants and Toddlers in Groups**  
Article Link: [Click Here](#)  
Created Date: 9/1/2020, 11:01 PM

**Map to Self-Care**  
Article Link: [Click Here](#)  
Created Date: 9/10/2020, 11:09 PM

# Training Articles

- Item Location provides guidance on where the course is available
- Sourced From indicates which partner or organization responsible for delivery & completion management

 **Creating Inclusive Environments**

Article Number	Publication Status	Last Modified Date
000002494	Published	9/30/2020, 4:56 PM

Information

**Title**  
Creating Inclusive Environments

**Item Type**  
Training

**Content Sub-Type**  
In Person Training

**Item Location**  
Indiana Learning Paths

**Web Link**



**Core Knowledge Area**  
4. Learning Environment and Curriculum

**I-SAT Quality Item(s)**  
4. Classroom Arrangement

**Sourced From**  
SPARK

**Spanish Option**  
No

**URL Name**  
Creating-Inclusive-Environments-New

 0  0

Add to My Favorites



# MY PROFILE





# My Profile

- **My Profile** includes key details about the user and program
- **My Program Assessments**
- **Favorite Articles**

The screenshot displays the 'My Profile' page of the SPARK Learning Lab. The navigation bar at the top includes 'Home', 'Knowledge Center', 'Support', and 'My Profile' (which is active). Below the navigation bar, the 'Favorite Articles' tab is highlighted with a red box. The main content area shows a list of 11 favorite articles. The table has columns for 'Favorite' (with a checkbox), 'Article L...' (Article Title), 'Click Here' (a link), and 'Created Date'. The first article is 'COVID-19 Financial Strategies for Small Businesses'.

	<input type="checkbox"/> Favorite ↑	Article L...	Created Date
1	<input type="checkbox"/>	<a href="#">COVID-19 Financial Strategies for Small Businesses</a>	9/1/2020, 11:04 PM
2	<input type="checkbox"/>	<a href="#">Creating a Culture of Safety</a>	9/21/2020, 9:04 AM
3	<input type="checkbox"/>	<a href="#">Creating Inclusive Environments</a>	10/5/2020, 9:47 AM
4	<input type="checkbox"/>	<a href="#">Hear My Story: A strengths-based approach to addressing poverty in the classroom</a>	9/2/2020, 6:36 AM
5	<input type="checkbox"/>	<a href="#">How to Care for Infants and Toddlers in Groups</a>	9/1/2020, 11:01 PM
6	<input type="checkbox"/>	<a href="#">How-to: 5 Steps for Brain-Building Serve and Return</a>	10/3/2020, 9:32 AM
7	<input type="checkbox"/>	<a href="#">Map to Self-Care</a>	9/10/2020, 11:09 PM
8	<input type="checkbox"/>	<a href="#">Paths to QUALITY™ Confirmation Checklist</a>	10/6/2020, 7:29 AM
9	<input type="checkbox"/>	<a href="#">Positive Guidance: A Guide for Parents</a>	10/2/2020, 5:31 PM
10	<input type="checkbox"/>	<a href="#">PTQ Readiness Checklists for Self-Assessment - Centers - Level 4</a>	10/3/2020, 9:34 AM
11	<input type="checkbox"/>	<a href="#">Toddlers and Biting: Finding the Right Response</a>	10/2/2020, 5:32 PM

# SUPPORT






# Support

- Submit a support request or view the status of a pending request
- Upload files & request your Paths to QUALITY rating
- Chat is available during Help Desk hours:
  - Monday - Friday AM - 7 PM EST
  - Saturday 10 AM - 2 PM EST

6

HomeKnowledge CenterSupportMy Profile🔍👤

Contact SPARK Learning Lab

Tell us how we can help. Our Support Team will follow up with y...

Support Topic

--None--

Description ⓘ

[📎 Upload File](#)

Submit

Need Answers Fast?

Articles suggested as you type your new Case Description

Paths to QUALITY™ Confirmation Checklist  
Sep 26, 2020

What is the Indiana Self Assessment Tool (I-SAT)?  
Sep 20, 2020

Town Square IN  
Sep 30, 2020

Indiana Self-Assessment Tool (I-SAT) for Centers  
Sep 30, 2020

Exploring the Benefits of Sensory Play  
Sep 30, 2020

Learning at Home and Homelike Environments  
Sep 30, 2020

QUESTIONS? CALL THE HELP DESK AT 1-800-299-1627!

Chat

# QUESTIONS?



# COMMUNICATIONS TOOLKIT



# Partner Communication Toolkit

- Coming soon to our website!
- Quick Start Guides
- Social Media Content
- FAQs
- Provider Communication
- Recorded Webinar & Slide Deck

The screenshot shows the SPARK Learning Lab website. The header includes the SPARK Learning Lab logo and navigation links: ABOUT SPARK, REGIONAL ADVISORY COUNCILS, SPARK SUPPORTS, and CONTACT US. The main content area is titled "Overview" and contains a paragraph about the launch of My SPARK Learning Lab. Below this is a "Launch Timeline" section with dates and times for partner webinars. A blue button labeled "Download the Partner Guide" is positioned below the timeline. The "Download Marketing Materials" section features four blue buttons: "Social Media Messages", "Download the Postcard", "Email and Newsletter Content", and "Quickstart Guide for Programs". The "FAQs" section lists several questions with expandable answers. On the right side, there are three sections: "Follow Us On Social" with links to Facebook, Twitter, Instagram, and YouTube; "Sign Up For Our Newsletter" with a form for first name, last name, and email address, and a "Sign Up" button; and a "Bulletin Board" with links to FAQs, Regional Advisory Councils, Spark Supports, and Training Calendar.

**SPARK**  
LEARNING LAB

ABOUT SPARK | REGIONAL ADVISORY COUNCILS | SPARK SUPPORTS | CONTACT US

## Overview

In November, the Office of Early Childhood and Out of School Learning (OECOSL) and SPARK Learning Lab will be launching My SPARK Learning Lab, a new online portal that will provide early education and care programs the ability to complete the Indiana Self-Assessment Tool (I-SAT), access SPARK's Knowledge Center, and engage with the SPARK Learning Lab Support Team. My SPARK Learning Lab will be available within I-LEAD, starting on November 2, 2020.

### Launch Timeline

October 14- Partner Webinar @ 2:30- 3:30 pm EST  
October 16- Partner Webinar @ 11:30- 12:30 pm EST  
November 2- My SPARK Learning Lab goes live!

[Download the Partner Guide](#)

## Download Marketing Materials

[Social Media Messages](#) [Download the Postcard](#)  
[Email and Newsletter Content](#) [Quickstart Guide for Programs](#)

## FAQs

- Will SPARK continue to use Indiana Learning Paths to make training and resources available there?
- Is My SPARK Learning Lab available only to program leaders or are my staff able to access the site from I-LEAD?
- How do I access the training that is included in the Knowledge Center?
- What is the I-SAT?
- Who should complete the I-SAT?
- How does the I-SAT work with other recognition programs, like Paths to QUALITY?
- What happens after completion of the I-SAT?

### Follow Us On Social

[FACEBOOK](#) [TWITTER](#)  
[INSTAGRAM](#) [YOUTUBE](#)

### Sign Up For Our Newsletter

First Name  
Last Name  
Your Email Address  
[Sign Up](#)

### Bulletin Board

[FAQS](#)  
[REGIONAL ADVISORY COUNCILS](#)  
[SPARK SUPPORTS](#)  
[TRAINING CALENDAR](#)

# **NEXT STEPS TO LAUNCH**



# Launch Timeline





# Launch Timeline

**Nov. 2**

Post Launch email  
to Program  
Leaders &  
partners

**Nov. +**

“Welcome to My  
SPARK Learning  
Lab & I-SAT”  
Course via Indiana  
Learning Paths

**On-going**

Ongoing  
Communication w/  
FAQs, new  
features, etc.

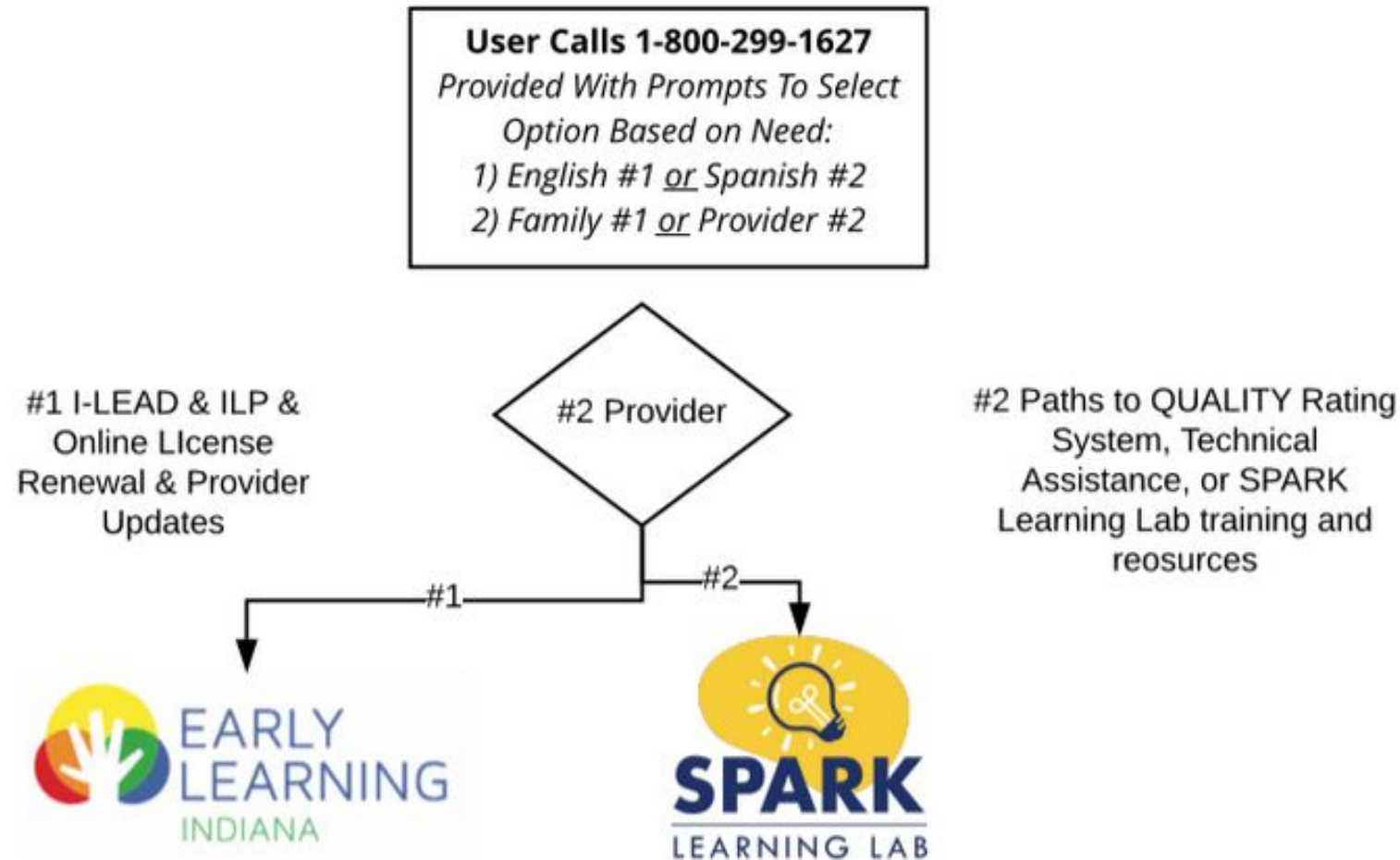


# SPARK HELP DESK

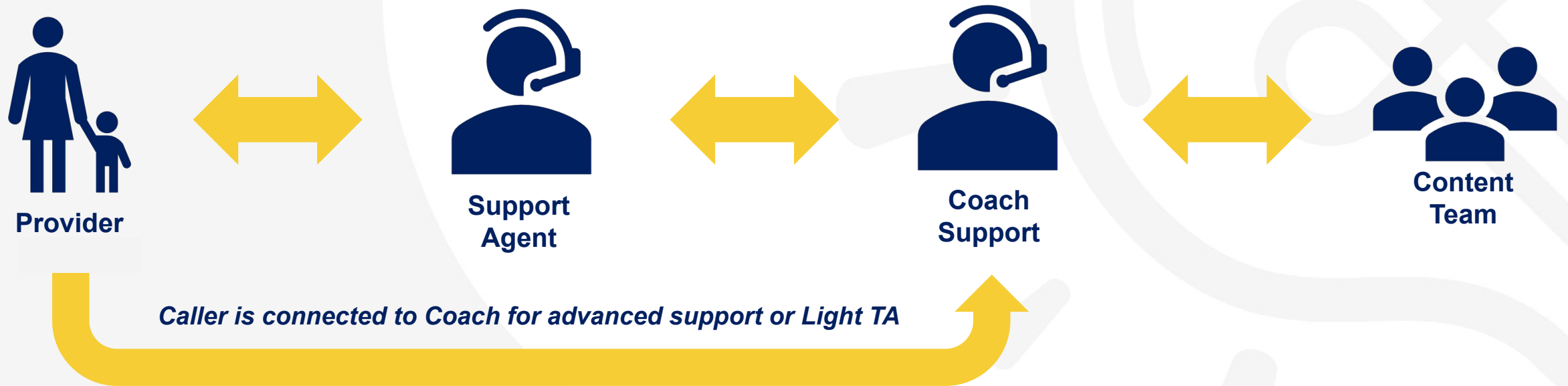


# SPARK Help Desk

Shared phone number with ELI's Solution Center / Brighter Futures



# Help Desk Support Team



- Support Agents are available 6am - 7pm EST
- Direct Coach Support is available from 8am - 6pm EST
- Content Specialist team provides support directly to Coach
- Coach leverages Content knowledge in support to provider

# THANK YOU for joining us today!

Communications Toolkit will be available from our main website by Friday.

